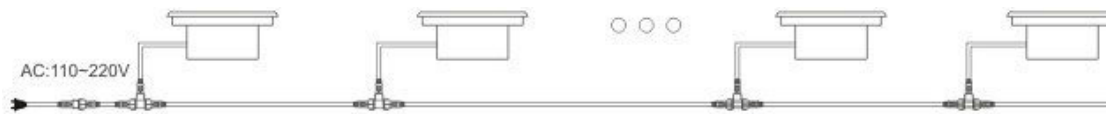
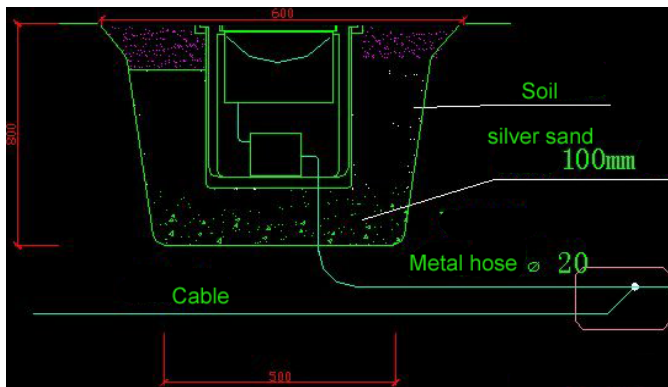




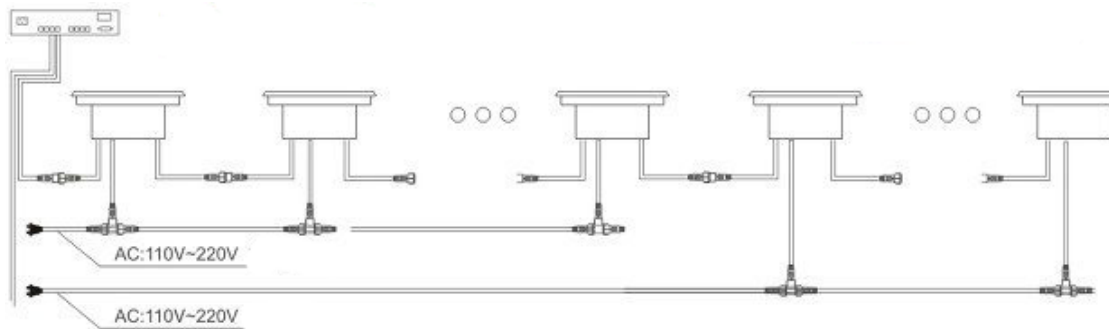
High power LED underground lamp, lamp housing are of high quality aluminum or stainless steel, light body refined appearance, excellent thermal performance. Light body with toughened glass and water resistant silicone seal and internal epoxy resin casting. So a double waterproof lamps, waterproof and excellent result . apply to the city square, garden villas, hotel lobbies, parks and commercial pedestrian streets and other places the ground.

Installation diagram:

Please shut off the power before you connect the light to the power, and check carefully that there is no short cut.



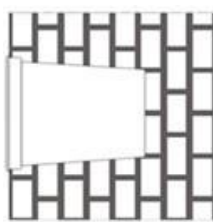
NOTE:110V-220V wire for each loop 20 can be,and then make sure the metal casing connects to the earth



NOTE:LED controller can connect each output port 170 sets of high power lamps for light 110V-220V wire for each loop 20 can be. and than make sure the metal casing connects to the earth.



Buried



Recessed